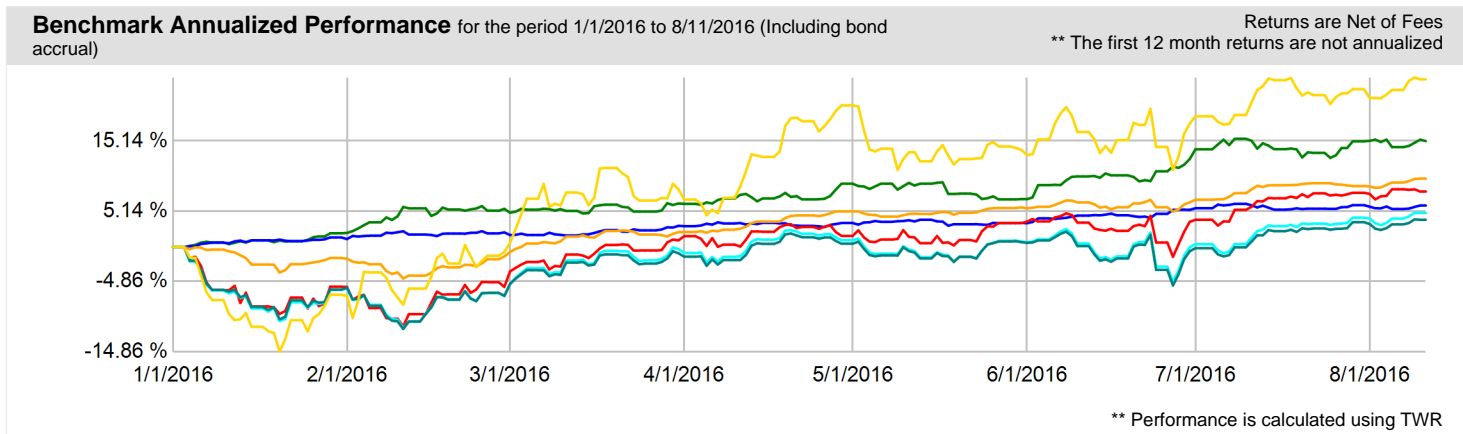




Portfolio Risk and Return Relative to Benchmarks

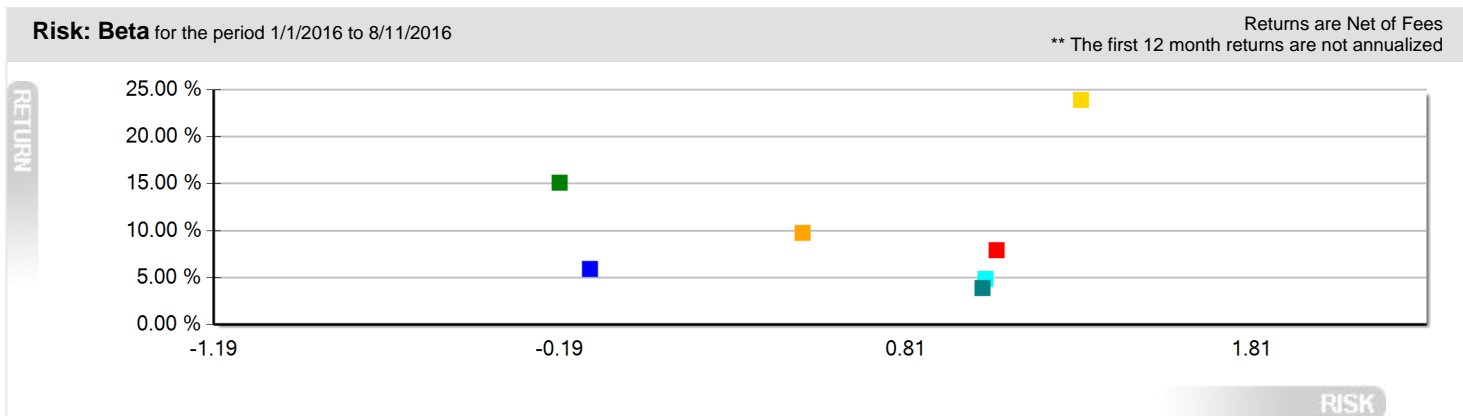
Household: BelchamberReporting
 Period: 1/1/2016 to 8/11/2016

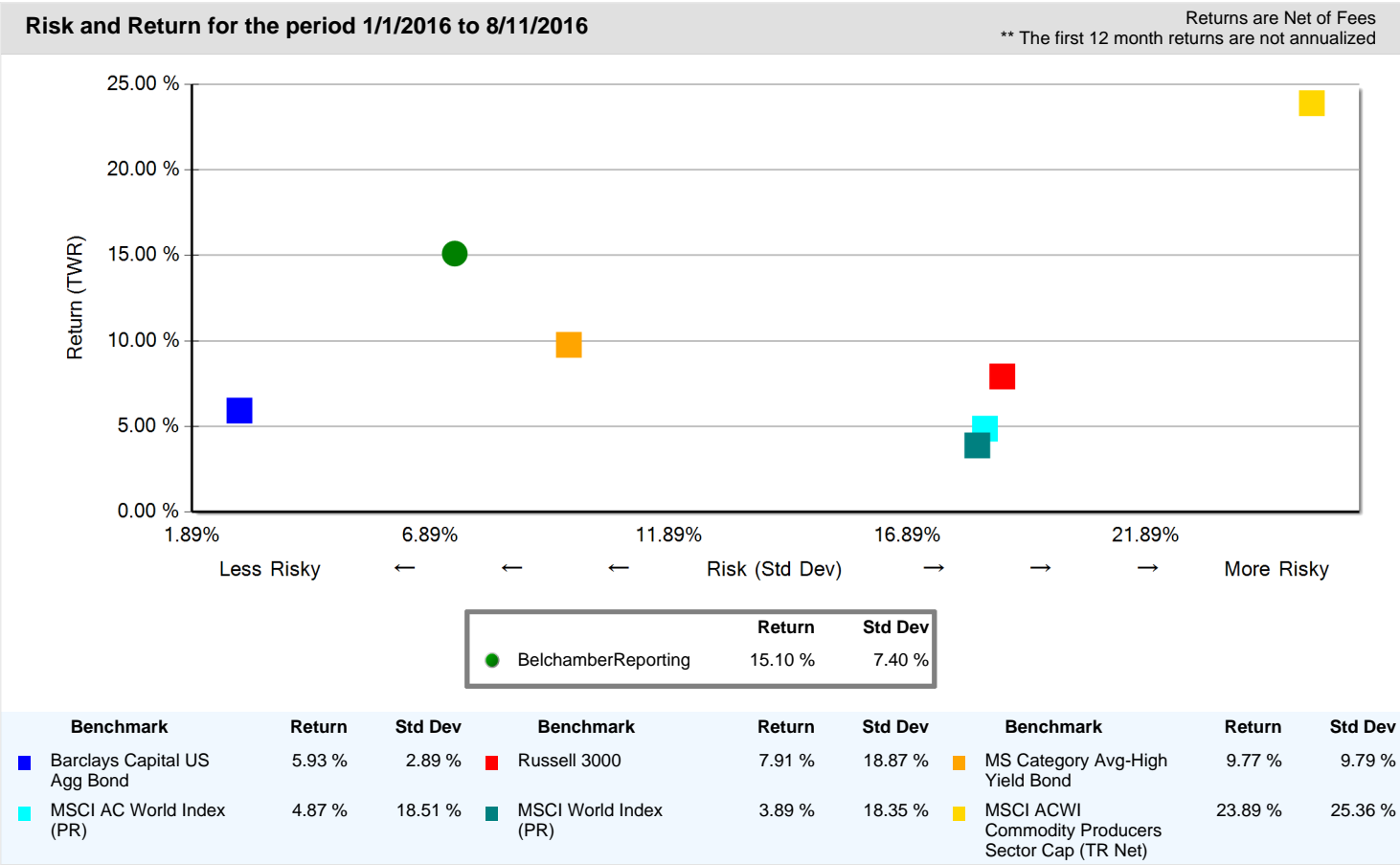
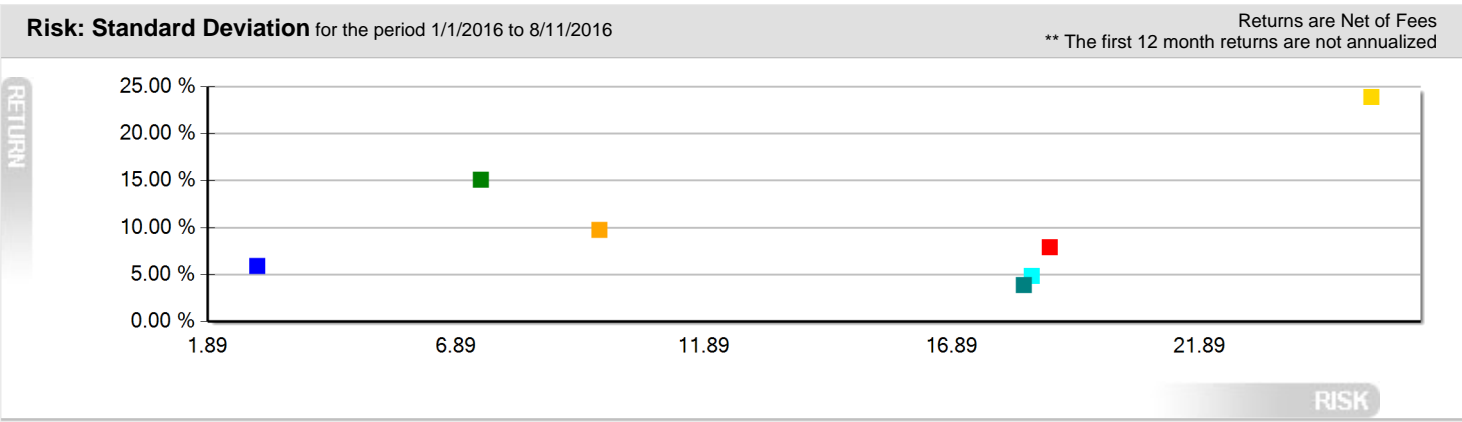


Index Comparison for the period 1/1/2016 to 8/11/2016 (Including bond accrual)

Returns are Net of Fees
 ** The first 12 month returns are not annualized

	Period	QTD	YTD	1-Year	3-Year	5-Year	10-Year	Inception (1/2/2015)
■ BelchamberReporting	15.10 %	2.26 %	15.10 %	12.56 %	N/A	N/A	N/A	6.82 %
■ Barclays Capital US Agg Bond	5.93 %	0.58 %	5.93 %	5.63 %	N/A	N/A	N/A	3.85 %
■ Russell 3000	7.91 %	4.14 %	7.91 %	5.63 %	N/A	N/A	N/A	5.19 %
■ MS Category Avg-High Yield Bond	9.77 %	3.18 %	9.77 %	4.37 %	N/A	N/A	N/A	3.24 %
■ MSCI AC World Index (PR)	4.87 %	4.89 %	4.87 %	-0.81 %	N/A	N/A	N/A	0.43 %
■ MSCI World Index (PR)	3.89 %	4.49 %	3.89 %	-1.27 %	N/A	N/A	N/A	0.83 %
■ MSCI ACWI Commodity Producers Sector Cap (TR Net)	23.89 %	5.36 %	23.89 %	4.06 %	N/A	N/A	N/A	-5.43 %





Index Disclosure

Combined Disclosure - Information contained herein is derived from and based upon data licensed from one or more unaffiliated third parties, such as STANDARD & POOR'S, a division of The McGraw-Hill Companies, Inc. ("S&P"), DOW JONES AND COMPANY INC. ("Dow Jones"), BARCLAY'S CAPITAL ("BarCap") or MORGAN STANLEY CAPITAL INTERNATIONAL, INC. ("MSCI"). The data contained herein is not guaranteed as to its accuracy or completeness and no warranties are made with respect to results obtained from its use. While every effort is made to provide reports free from errors, they are derived from data received from one or more third parties such as S&P, Dow Jones, BarCap or MSCI and, as a result, complete accuracy cannot be guaranteed.

Copyright © 2016, Standard & Poor's, a division of The McGraw-Hill Companies, Inc. All rights reserved.

Standard & Poor's, including its subsidiary corporations ("S&P"), is a division of The McGraw-Hill Companies, Inc. Reproduction of this report in any form is prohibited except with the prior written permission of S&P. Because of the possibility of human or mechanical error by S&P's sources, S&P or others, S&P does not guarantee the accuracy, adequacy, completeness or availability of any information and is not responsible for any errors or omissions or for the results obtained from the use of such information. S&P GIVES NO EXPRESS OR IMPLIED WARRANTIES, INCLUDING, BUT NOT LIMITED TO, ANY WARRANTIES OF MERCHANTABILITY OR FITNESS FOR A PARTICULAR PURPOSE OR USE. In no event shall S&P be liable for any indirect, special or consequential damages in connection with subscriber's or others' use of this report.

Copyright © 2016 MSCI. All Rights Reserved.

Without prior written permission of MSCI, this information and any other MSCI intellectual property may only be used for your internal use, may not be reproduced or re-disseminated in any form and may not be used to create any financial instruments or products or any indices. This information is provided on an "as is" basis, and the user of this information assumes the entire risk of any use made of this information. Neither MSCI nor any third party involved in or related to the computing or compiling of the data makes any express or implied warranties, representations or guarantees concerning the MSCI index-related data, and in no event will MSCI or any third party have any liability for any direct, indirect, special, punitive, consequential or any other damages (including lost profits) relating to any use of this information.

Hennessee Index data provided by Hennessee Group LLC. These hedge fund indices are only priced monthly.

Merrill Lynch indices and related information, the name "Merrill Lynch", and related trademarks, are intellectual property licensed from Merrill Lynch, Pierce, Fenner & Smith Incorporated ("Merrill Lynch"), and may not be copied, used, or distributed without Merrill Lynch's prior written approval. The licensee's products have not been passed on as to their legality or suitability, and are not regulated, issued, endorsed, sold, or promoted by Merrill Lynch. MERRILL LYNCH MAKES NO WARRANTIES AND BEARS NO LIABILITY WITH RESPECT TO THE INDICES, DATA, OR PRODUCT(S) (INCLUDING WITHOUT LIMITATION, THEIR QUALITY, ACCURACY, SUITABILITY AND/OR COMPLETENESS).

The Dow Jones Industrial AverageSM is a product of Dow Jones Indexes, a licensed trademark of CME Group Index Services LLC ("CME"), and has been licensed for use. "Dow Jones[®]", "Dow Jones Industrial AverageSM", "DJIASM" and "Dow Jones Indexes" are service marks of Dow Jones Trademark Holdings, LLC ("Dow Jones") and have been licensed for use for certain purposes by Orion Advisor Services, LLC ("Orion"). Orion's proprietary reports based on the Dow Jones Industrial AverageSM, are not sponsored, endorsed, sold or promoted by Dow Jones, CME or their respective affiliates and none of them makes any representation regarding the advisability of relying upon such report(s).

The CBOE VIX and Buy-Write Index values are provided by Chicago Board Options Exchange, Incorporated (CBOE), and CBOE makes no warranties of any kind with respect to this data.

Copyright © 2016, Credit Suisse Asset Management, LLC. All rights reserved. This report (the "Work") is provided by Orion, which takes full responsibility for providing it. Neither Credit Suisse Asset Management LLC nor its affiliates, subsidiaries, members or parents (collectively, "Credit Suisse") have undertaken any review of this Work or any recommendations contained herein, or of the suitability of this information for anyone accessing this Work, and neither the Work nor the information contained in the Work is sponsored, endorsed or approved by Credit Suisse. The Credit Suisse Liquid Alternative Beta Index and the corresponding Sub-Indices and any information in the Work relating thereto (collectively, the "Information") is made available to you for your own internal use and may not be reproduced or disseminated in any form, nor may it be used to create, offer or sell any security, financial instrument or index. The information is provided "as is" and any use is at your entire risk. CREDIT SUISSE DISCLAIMS ANY AND ALL REPRESENTATIONS AND WARRANTIES, WHETHER EXPRESS, IMPLIED OR STATUTORY, REGARDING THE INFORMATION, INCLUDING WITHOUT LIMITATION, ANY WARRANTY REGARDING MERCHANTABILITY, FITNESS FOR A PARTICULAR PURPOSE, QUALITY, OR NON-INFRINGEMENT, AND ANY WARRANTY REGARDING THE ACCURACY, TIMELINESS, SUITABILITY, AVAILABILITY OR COMPLETENESS OF THE INFORMATION, OR THE RESULTS OBTAINED FROM THE USE THEREOF. UNDER NO CIRCUMSTANCES AND UNDER NO THEORY OF LAW, TORT, CONTRACT, STRICT LIABILITY OR OTHERWISE, WILL CREDIT SUISSE HAVE ANY LIABILITY IN CONNECTION WITH THE INFORMATION OR THE USE THEREOF OR THE RESULTS OBTAINED FROM SUCH USE, WHETHER DIRECT OR INDIRECT, INCLUDING SPECIAL, INCIDENTAL, CONSEQUENTIAL, EXEMPLARY OR PUNITIVE DAMAGES, AND INCLUDING, WITHOUT LIMITATION, ANY DAMAGES BASED ON LOSS OF PROFITS, LOSS OF USE, BUSINESS INTERRUPTION OR LOSS OF DATA, EVEN IF CREDIT SUISSE HAS BEEN ADVISED OF THE POSSIBILITY OF SUCH DAMAGES OR WAS NEGLIGENT.